




**THERMA TRU**<sup>®</sup>  
DOORS

Where Home Begins.™

## 2020 Architectural Home Styles Guide



Entry Doors by Design





# What a difference a door makes.



A stylish new Therma-Tru® entry door can increase your home's perceived value by 4.2% or \$18,750 on average.\*

— National Home Valuation Study



After


A new entry door can pay for itself – and then some – giving you and your customers more bang for your buck.

What if you could:

- Improve the first impression of your home?
- Potentially increase prospective buyers?
- Potentially increase the perceived value of your home?

You can do just that by enhancing curb appeal with a stylish new Therma-Tru door.

Find more inspiration.  
Visit [thermatru.com/curbappeal](http://thermatru.com/curbappeal).



98%

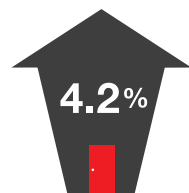
98% of homebuyers who searched online found photos to be useful, making curb appeal a great opportunity to grab their attention.<sup>1</sup>



Homeowners who choose a stylish new Therma-Tru entry door can see more than 2 times the return on their investment.\*



Homebuyers spend nearly twice the amount of time looking at the curb appeal photo in a real estate listing than any other photo.<sup>1</sup>



A smart investment, a new Therma-Tru entry door can increase your home's perceived value by 4.2% or \$18,750 on average.\*

<sup>1</sup>www.about.com

\*Based on a nationwide survey conducted on behalf of Therma-Tru. For more details, visit [www.thermatru.com/curbappeal](http://www.thermatru.com/curbappeal). Not based on actual home sales. Not a guarantee of investment returns, increase in value or selling price. Based on a nationwide survey of consumers' estimates of perceived home value based on exterior appearance. Results may vary based on region and home style. Therma-Tru's "National Home Valuation Study" was commissioned by Therma-Tru in 2015 and conducted by TNS, an independent provider of Internet-based research.



The door says a lot about a home.  
Let us help you find inspiration.

Choose a door that brings out the best of your home's style. It starts with a stylish front entry door from Therma-Tru.

The Latest Home Design Trends 4-5

### Home Styles

<u>Modern</u>	6-7
<u>Traditional</u>	8-9
<u>Craftsman</u>	10-11
<u>Colonial</u>	12-13
<u>European</u>	14-15
<u>Coastal</u>	16-17
<u>Southwest</u>	18-19
<u>Victorian</u>	20-21

Other inspired entries for around the house 22-23

Home entry options and considerations 24-27

### Using this Guide

For simplicity, all examples shown are 3'0" x 6'8" single doors. More sizes and configurations are available. As are different surfaces, glass designs and other options. See the Full-Line Catalog or [thermatru.com](http://thermatru.com).



View the digital version of the Architectural Homestyles Guide at [homestyles.thermatru.com](http://homestyles.thermatru.com).



Discover the latest home design trends.



## BOLD FARMHOUSE

A fresh take on classic Farmhouse style, featuring a saturated color palette and industrial touches like mixed metals and polished stone.



## TRANSITIONAL TUDOR

Discover a distinguished blend of old world architecture and contemporary detailing, incorporating interesting patterns, embellished finishes and casual, clean touches.





## MODERN VICTORIAN

This reimagining of traditional Victorian style holds true to its roots but includes playful style mixing and fresh, modern color palettes.



## MID-CENTURY MIX

Blending modern details with a more relaxed vibe, this style offers eclectic elements, casual finishes and warm accents.







# Modern

Focuses on clean lines and asymmetrical exteriors. Fuses together industrial concrete, vinyl and glass materials.

- Flat or Shed Rooflines
- Geometric or Angular Shapes
- Expansive Windows
- Minimal Decoration

Shed | Mid-Century | Contemporary



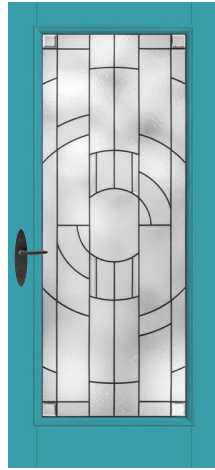





CCR9918 / Classic-Craft Rustic with Homeward Glass



CCA2310XG / Classic-Craft American Style with Geometric Glass



CCV1851 / Classic-Craft Canvas with Zaha Glass



S691XE / Smooth-Star with Satin Etch Glass and SDLs



FC685LXE / Fiber-Classic Oak with Satin Etch Glass and SDLs



S154 / Smooth-Star with Saratoga Glass



FCM1652 / Fiber-Classic Mahogany with Axis Glass



FC4XN / Pulse Echo Oak with Granite Glass




S2AX / Pulse Ari Smooth with Axis Glass




S2000XC / Smooth-Star with Chord Glass




CCV050 / Classic-Craft Canvas



S5705 / Smooth-Star with Low-E Glass and SDLs



S8RXR / Pulse Echo Smooth with Chord Glass



S1LXG / Pulse Linea Smooth with Geometric Glass



S1100 / Smooth-Star

### Decorative and Privacy & Textured Glass


#### Classic-Craft.



Homeward



Zaha



Geometric



Satin Etch


#### Fiber-Classic. & Smooth-Star.



Saratoga



Axis



Geometric



Satin Etch






# Traditional

Combines practicality with classic looks in almost any form. Represents elements from a variety of styles.

- Steep-Pitched Rooflines
- Multi-Pane Windows
- Modest Porches
- Simple Columns

New American | Farmhouse | Hill Country







CCM209 / Classic-Craft Mahogany with Arcadia Glass



CC107 / Classic-Craft Oak with Provincial Glass



CCM204 / Classic-Craft Mahogany with Lucerna Glass



FC164 / Fiber-Classic Oak with Blackstone Glass



CCA230XN / Classic-Craft American Style with Granite Glass and SDLs



CCA4905 / Classic-Craft American Style with Door Divider Bars



S916 / Smooth-Star with Crystalline Glass



CCA1166 / Classic-Craft American Style with Door Divider Bars




CCV930 / Classic-Craft Canvas with Low-E Glass and SDLs



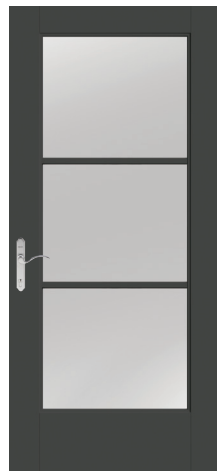
S2104 / Smooth-Star with Low-E Glass and SDLs



S426 / Smooth-Star with Concorde Glass



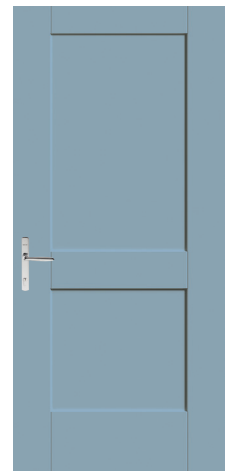
S4814 / Smooth-Star with Low-E Glass and SDLs



S5705 / Smooth-Star with Low-E Glass and SDLs



S454 / Smooth-Star with Concorde Glass



S120 / Smooth-Star

**Decorative Glass**

**Classic-Craft.**



Arcadia



Provincial



Cambridge



Lucerna



Blackstone



Crystalline



Wellesley



Concorde



Kensington



Pembridge

**Fiber-Classic® & Smooth-Star®**







# Craftsman

Exemplifies the craft of building by hand. Emphasized by the use of natural wood, stone and brick materials.

- Low-Pitched, Gabled Roofs
- Decorative Brackets
- Wide Front Porches
- Tapered or Square Columns

Prairie | Bungalow | Four Square







CCM9925 / Classic-Craft Mahogany with Homeward Glass



CCR1414 / Classic-Craft Mahogany with Arborwatch Glass



CCA2350 / Classic-Craft American Style with Clear Glass and SDLs



CCA211 / Classic-Craft American Style with Homeward Glass



FC691 / Fiber-Classic Oak with Clear Glass and SDLs



CCA260 / Classic-Craft American Style with Low-E Glass and SDLs



FCM900 / Fiber-Classic Mahogany with Maple Park Glass



CCV4300 / Classic-Craft Canvas with Arborwatch Glass and SDLs



FCM609 / Fiber-Classic Mahogany with Maple Park Glass



S2650 / Smooth-Star with Sedona Glass




FCM606 / Fiber-Classic Mahogany with Clear Glass and SDLs



S6029 / Smooth-Star with Saratoga Glass



S4816 / Smooth-Star with Low-E Glass and SDLs



S606 / Smooth-Star with Low-E Glass and SDLs



S2103 / Smooth-Star with Low-E Glass and SDLs

**Decorative Glass**

Classic-Craft®



Villager



Homeward



Arborwatch

Fiber-Classic® & Smooth-Star®



Sedona



Maple Park



Saratoga








# Colonial

Preserves the classic style of homes from America's history. Known for its refined design and symmetry.

- Attic Dormers
- Multi-Pane Windows
- Balanced Windows & Shutters
- Entry with Columns

Georgian | Dutch Colonial | Federal







CC107 / Classic-Craft Oak with Provincial Glass



CCA2380XE / Classic-Craft American Style with Satin Etch Glass and SDLs



CCM203 / Classic-Craft Mahogany with Longford Glass



CC96 / Classic-Craft Oak with Cambridge Glass



FC770 / Fiber-Classic Oak with Blackstone Glass



S262 / Smooth-Star with Clear Glass and FXG



FCM45 / Fiber-Classic Mahogany with Crystalline Glass



FCM148 / Fiber-Classic Mahogany with Kensington Glass



FCM912 / Fiber-Classic Mahogany with Concorde Glass




S6091 / Smooth-Star with Wellesley Glass



CC60 / Classic-Craft Oak



S6560 / Smooth-Star with Pembridge Glass



S2250 / Smooth-Star with Clear Glass and SDLs



FCM60 / Fiber-Classic Mahogany



S255 / Smooth-Star with Clear Glass and FXGs

**Decorative Glass**

**Classic-Craft.**



Provincial



Longford



Cambridge



Lucerna

**Fiber-Classic® & Smooth-Star®**



Blackstone



Crystalline



Wellesley



Concorde



Kensington



Pembridge






# European

Inspired by the provincial style of countryside estates. Features rich details on brick, stone and stucco exteriors.

- Multi-Peaked Rooflines
- Shingles or Clay Roof Tiles
- Romantic Decoration
- Arched Windows & Entryways

Tudor | French Country | Tuscan Villa







CCR109 / Classic-Craft Oak with Arcadia Glass



CCR1528 / Classic-Craft Mahogany with Borrassa Glass



CCA2380XN / Classic-Craft American Style with Granite Glass and SDLs



CCV05028 / Classic-Craft Canvas with Provincial Glass



CCR22027 / Classic-Craft Canvas with Augustine Glass



CCM302 / Classic-Craft Mahogany with Lucerna Glass



CCA1166 / Classic-Craft American Style with Door Divider Bars



FCM6500 / Fiber-Classic Mahogany with Pembridge Glass



FC529 / Fiber-Classic Oak with Riserva Glass



S6009 / Smooth-Star with Salinas Glass



CCR200 / Classic-Craft Rustic



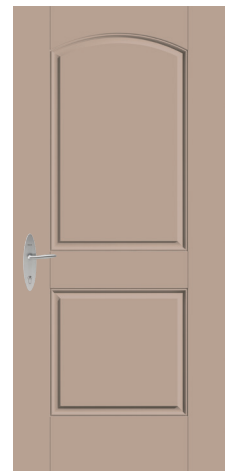
CCR100 / Classic-Craft Rustic



FC1205 / Fiber-Classic Oak with Clear Glass and SDLs



S2104 / Smooth-Star with Clear Glass and SDLs



S200 / Smooth-Star

**Decorative Glass**

**Classic-Craft.**



Arcadia



Augustine



Borrassa



Provincial



Lucerna



Salinas



Riserva



Pembridge

**Fiber-Classic. & Smooth-Star.**






# Coastal

Mixes traditional details and clean lines for casual elegance. Blends indoor and outdoor living with great views.

- Multi-Peaked, Gabled Roofs
- Impressive Windows
- Many Patio Doors
- Entry with Columns


Low Country | Cottage | Key West







CCV9925 / Classic-Craft Canvas with Homeward Glass



CCV1418 / Classic-Craft Canvas with Arborwatch Glass



CCA2370XE / Classic-Craft American Style with Satin Etch Glass and SDL



S6002 / Smooth-Star with Blackstone Glass



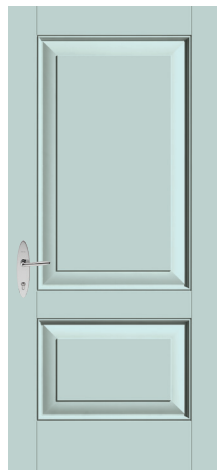
CCA230 / Classic-Craft American Style with Low-E Glass and SDLs



FCM905 / Fiber-Classic Mahogany with Saratoga Glass



S6103 / Smooth-Star with Maple Park Glass




CCV220 / Classic-Craft Canvas



S5700 / Smooth-Star with Clear Glass and SDLs



S5425 / Smooth-Star with Internal Blinds



S1205 / Smooth-Star with Clear Glass and SDLs



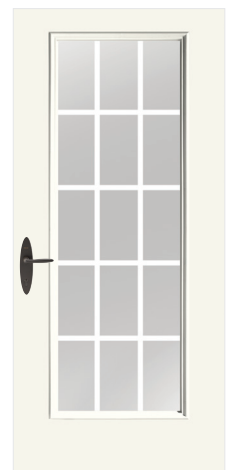
S1204 / Smooth-Star with Clear Glass and SDLs



S1350 / Smooth-Star with Clear Glass and SDLs



S601 / Smooth-Star with Low-E Glass



S6063 / Smooth-Star with Clear Glass and GBGs

**Decorative Glass**

**Classic-Craft.**



Villager



Homeward



Arborwatch



Borrassa



Blackstone



Salinas



Maple Park



Saratoga



Riserva



Pembroke

**Fiber-Classic® & Smooth-Star®**





# Southwest

Includes breezy spaces practical for warm climates. Feels exotic with stucco exteriors and stone accents.

- Low-Pitched Rooflines
- Terracotta Roof Tiles
- Arch Motifs & Rustic Details
- Taller, Wider Doors

Mediterranean | Spanish Colonial | Mission







CCR30027 / Classic-Craft Rustic with Augustine Glass



CC1418 / Classic-Craft Oak with Arborwatch Glass



CCR20537 / Classic-Craft Rustic with Augustine Glass



CCV1519 / Classic-Craft Canvas with Borrassa Glass



CCV1415 / Classic-Craft Canvas with Arborwatch Glass



FCM113 / Fiber-Classic Mahogany with Salinas Glass



FCM574 / Fiber-Classic Mahogany with Reserva Glass



S91 / Smooth-Star with Sedona Glass



S6051 / Smooth-Star with Salinas Glass



CCR200 / Classic-Craft Rustic



CCR205 / Classic-Craft Rustic



CCM701 / Classic-Craft Mahogany



CCV220 / Classic-Craft Canvas



S6012 / Smooth-Star with Salinas Glass



FCM220 / Fiber-Classic Mahogany

**Decorative Glass**

Classic-Craft.



Villager



Augustine



Arborwatch



Borrassa



Sedona



Salinas



Saratoga



Texas Star



Reserva



Pembridge

Fiber-Classic & Smooth-Star.






# Victorian

Reflects the style of this grand period with elaborate detail. Marked by its asymmetry and textured exteriors.

- Towers & Turrets
- Steep, Multi-Faceted Rooflines
- Bay Windows & Porches
- Ornate Trim

Queen Anne | Romanesque | Gothic Revival







CCM209 / Classic-Craft Mahogany with Arcadia Glass



CC97 / Classic-Craft Oak with Provincial Glass



CCM10022 / Classic-Craft Mahogany with Lucerna Glass



CCV05023 / Classic-Craft Canvas with Longford Glass



CC48XE / Classic-Craft Oak with Satin Etch Glass



CC76 / Classic-Craft Oak with Cambridge Glass



CC822 / Classic-Craft Oak with Lucerna Glass




FCM761 / Fiber-Classic Mahogany with Avonlea Glass



S155 / Smooth-Star with Wellesley Glass



CCR200A / Classic-Craft Mahogany



S163 / Smooth-Star with Kensington Glass



S6082 / Smooth-Star with Wellesley Glass



S994 / Smooth-Star with Frosted Images Glass



FC31 / Fiber-Classic Oak



S755 / Smooth-Star

**Decorative Glass**

**Classic-Craft.**



Arcadia



Provincial



Longford



Cambridge



Lucerna



Avonlea



Wellesley



Concorde



Frosted Images

**Fiber-Classic® & Smooth-Star.**






# Other Inspired Entrys

## Patio Doors

## Utility / Side Doors

## House-to-Garage Doors


Modern



CCA2400



S5705



CCA2400XN



FC5720XE



S1XC



S8RAX




SSF1100




FMF100

Traditional



CC100



S1207



S682



FCM65



S243



FC23



FMF220



FCF160

Craftsman



S2600



FCM1289



CCA260



S4810



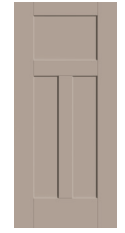
S1405



FC704




FMF600



SSF4800

Colonial



CC102



S108



CC49



S82



FC62



S296



FCF808



SSF160





Patio Doors


Utility / Side Doors

House-to-Garage Doors

European



CCV05020



2000



CCR20020



S2104



FCM6041



S200



FMF205



FMF31

Coastal



FC1205




S130



CCM600XE



S2103



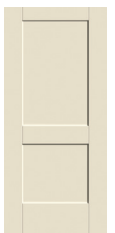
S2600



FC1350



FMF600



SSF120

Southwest



CC90



S2600



CC11



S707



FCM602XJ



S6055



SSF205



FCF134

Victorian



CCM100



S2104



CCM701



S985



S132



FCM62



FMF755




SSF93




# Design your entryway and make it your style.

## Configuration


Create a focal point. Let in more light. Fill a unique opening.  
A creative configuration can help you achieve almost any purpose.



Single Door  
Optional Door Only Transom




Single Door / One Sidelite  
Optional Door Only / Sidelite Only Transoms




Single Door / Two Sidelites  
Optional Elliptical Transom



Single Door / Two Sidelites  
Optional Rectangular Transom



Double Door



Double Door / Two Sidelites

## Size

Take advantage of high ceilings and open floor plans. Or make the most of small spaces. Find select entry doors in 2'0" to 3'6" widths and 6'6" to 8'0" heights.

	Widths	Heights
Classic-Craft.	2'8"–3'6"	6'8" 8'0"
Fiber-Classic.	2'0"–3'0"	6'6" 6'8" 7'0" 8'0"
Smooth-Star.	2'0"–3'6"	6'6" 6'8" 7'0" 8'0"
Pulse.	2'6"–3'6"	6'8" 8'0"



3'0" x 6'8"



3'0" x 8'0"



3'6" x 8'0"

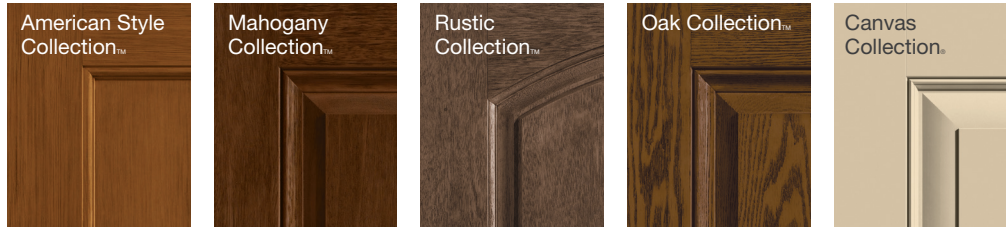


## Surface

Stain it. Paint it. Color and texture add character to a home. Create the look you want with realistic wood grains or smooth, paintable surfaces in our fiberglass door collections.



### Classic-Craft® Collections



Both Classic-Craft and Fiber-Classic are rated a *Consumers Digest* Best Buy in the fiberglass entry doors category.

### Fiber-Classic® Collections



### Smooth-Star®



### Pulse®



Note: Many smooth fiberglass door styles are also available in comparable steel door styles. See your Thermo-Tru seller or visit [www.thermatru.com](http://www.thermatru.com) for details on limited warranties and exclusions, and ENERGY STAR qualified products.

## Design

Select an opaque door, or add decorative, privacy and textured, or clear glass. A wide variety of glass textures, shapes and coming options lets you add stylish detail to your door while balancing the amount of privacy and natural light you prefer.










# Options


You have opportunities. We have solutions.

These are just a few options to help you meet specific needs and add value to home projects.

				
<b>Solution:</b> Enliten™ Flush-Glazed Designs	<b>Solution:</b> Divided Lites	<b>Solution:</b> Flat Profile Lite Frame	<b>Solution:</b> Accessories	<b>Solution:</b> Vented Sidelites
<b>Opportunity:</b> Create a clean look with a wider daylight opening.	<b>Opportunity:</b> Coordinate with your home's window patterns.	<b>Opportunity:</b> Make a bold statement with modern appeal.	<b>Opportunity:</b> Add dentil shelves, clavos and straps for architectural appeal.	<b>Opportunity:</b> Add ventilation and fresh air with removable screens.
Available in: <ul style="list-style-type: none"> <li>• Classic-Craft.</li> <li>• Fiber-Classic.</li> <li>• Smooth-Star.</li> </ul>	Available in: <ul style="list-style-type: none"> <li>• Classic-Craft.</li> <li>• Fiber-Classic.</li> <li>• Smooth-Star.</li> </ul>	Pair with Pulse doors in select glass designs.	Pair with select Classic-Craft®, Fiber-Classic® and Smooth-Star® door styles.	Available in: <ul style="list-style-type: none"> <li>• Fiber-Classic.</li> <li>• Smooth-Star.</li> </ul>

## PRISMA GUARD. Stain & Paint

Express your unique style while complementing your home's overall look for an entryway you'll be proud of for years to come. PrismaGuard® premium stain and paint features a nature-inspired palette of colors. Handcrafted and professionally applied in a controlled environment, low-maintenance PrismaGuard finish preserves your door's lasting beauty and protects against normal wear and tear, saving you time and money. And it's backed by a 10-year limited finish warranty for your peace of mind.





# Door Surround

Add a beautiful, finished look to any entryway with Therma-Tru door surrounds. Door surrounds help tie the front entryway in with the rest of the home's architectural details, creating a cohesive look with enhanced curb appeal.

## Traditional Crossheads



## Craftsman Cove Crossheads



## Craftsman Step Crosshead



## Smooth & Woodgrain Flat Trim



**THERMA-TRU**  
DOORS



## Engineered to work together.

A Therma-Tru door with genuine Therma-Tru components is more than a beautiful door – it's a complete door system. Therma-Tru manufactures or specifies every aspect – from the glass to the hinges – all engineered with craftsman precision for durability and reliability through the years.

Learn more about our system components at [thermatru.com/system-components](http://thermatru.com/system-components).

## Warranty



We can stand behind more parts and for longer than other door companies because we make

or specify everything that goes into our door systems. A Therma-Tru fiberglass door system is backed by the industry's most comprehensive lifetime limited warranty.

## Energy Efficiency



More than 80% of Therma-Tru doors and glass options – thousands of choices – are ENERGY STAR qualified.

## Quality

Go ahead and slam the door. We did – over and over – to make sure our doors, glass and components live up to your toughest expectations.

Learn more about our quality testing at [thermatru.com/performance-data](http://thermatru.com/performance-data).


Note: See your Therma-Tru seller or visit [www.thermatru.com](http://www.thermatru.com) for details on limited warranties and exclusions, and ENERGY STAR qualified products.





**THERMA-TRU**<sup>®</sup>  
DOORS

homestyles.thermatru.com  
1-800-THERMA-TRU (843-7628)  
1750 Indian Wood Circle  
Maumee, OH 43537



### DoorWays™ App

The power to create the perfect entrance is at your fingertips – it's easier than ever to design and visualize entrances at [thermatru.com/doorways](http://thermatru.com/doorways).



### Design Your Door

Homeowners can research and design a door with their own personal touch – all from the convenience of home. To get started, visit [thermatru.com/design-your-door](http://thermatru.com/design-your-door).

